

## Dual Enrollment Forms

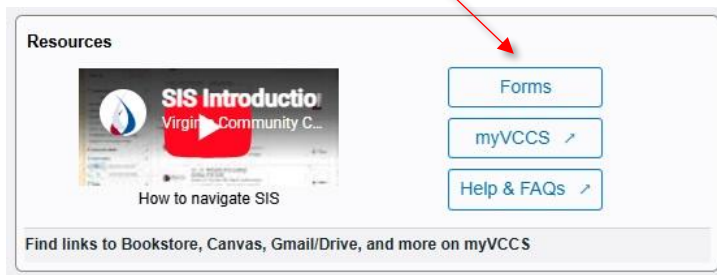
The Dual Enrollment Parental Permission forms are now accessible online!

Log in to myCVCC (<https://cvcc.my.vccs.edu/>)

Click on SIS: Student Information Center



Under Resources, click on Forms



Click on High School eForms



Select High School Enroll eForm on the menu list

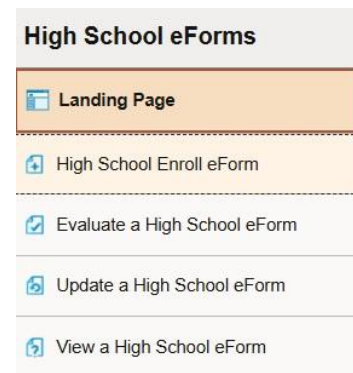
Complete and submit for approval

Create a password for your parent/guardian

Give parent/guardian the password you created

Follow up with parent/guardian to make sure they have received and approved it.

*After submitting the eForm, you may click on the "here" link in the confirmation to move directly to the FERPA eForm; select FERPA eForm, complete, and submit.*



## Family Educational Rights and Privacy Act (FERPA)

We need everyone to fill out and submit a FERPA form. The first step is to log into the student's [myCVCC](#) account and click on **SIS: Student Information Center**.


As you fill out the FERPA form, it will ask who you want to release information to. Please add the STEM Academy as well as your parents. There is no need to share the password with us. Here's how to access the form:

Log in to myCVCC (<https://cvcc.my.vccs.edu/>)

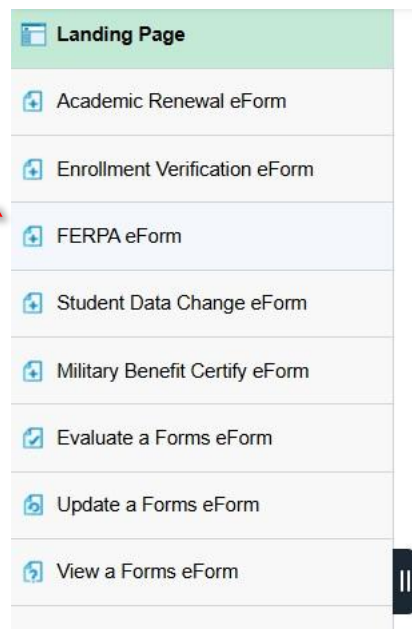

Click on SIS: Student Information Center



Click on Student Records eForms Icon



Select FERPA eForm



Complete and submit!